

National Children's Ministry

Curriculum First Quarter:

September - November 2023


Follow Me is the theme chosen for this church year for our children. This theme is based in God's call to humanity to follow His ways and be like Him (1 Peter 1:16). It is both a call to salvation for the unsaved and a call to discipleship for the saved. By extension, it is a call by Jamaican children to recognise they can be examples of true Christianity despite their age (1 Corinthians 11:1; 1 Timothy 4:12) and to call others to follow Jesus, just as Philip called Nathaniel (John 1:43-46).


The National Youth Department's Godstyle Lifestyle theme has a special focus on Evangelism this year. Throughout the Follow Me programme, we're exploring four subthemes which will take the children on a journey through the big story of the Bible. This journey unpacks the stories and some themes of the Bible. We want the children to understand first, that God Keeps His Promises, then to recognise that God Delivers His followers, We Choose to follow Him and we are invited to Call Others to Follow Him.


We have added a new column this year. It seeks to challenge our children to do something special to show their commitment to following Jesus. The 'Fallafashin' Challenge invites our children to do something each Quarter, whether it's learning a Scripture, hymn or inviting someone with them to Church. (*For sharing videos, please also send a copy of the Social Media Permission Form, also on the website.) We hope that through this challenge children will accept the call from Jesus to **Follow Me**.

Dates	Themes	Objectives	Suggested Activities	Scriptures	Fallafashin Challenge (A homework assignment for each child)
<p>Quarter 1- God Keeps His Promises <i>When we allow God to lead and direct our path, He keeps His promises to bless us, even when it seems impossible!</i></p>					
<p>Week 1</p>	<p>God's Call To Abraham</p>	<p>At the end of this session the children will be able to:-</p> <ul style="list-style-type: none"> - Explain that Abram was a pagan who God called -Tell why they think Abram followed God's call - Explain what promise God had made to Abraham - Tell where Abraham was called from and who traveled with him -Explain that Abraham was obedient to God's call to follow Him. 	<ul style="list-style-type: none"> - Play Simon Says to illustrate the way in which Abram followed God - listening carefully and following what God said -Word Search, colouring pages, a craft and a picture story can be found at the following link: God Makes A Promise to Abram Activities -Have children dramatize the story of God calling Abraham . Utilize equipments such as cloth , broomstick ,chairs etc -Conduct movie time with children showing them how God called Abraham .Ask questions afterwards to see what they learnt. Short videos can be found at the following links :https://www.youtube.com/watch?v=cQLBkfQR3xo 	<ul style="list-style-type: none"> -Genesis 12:1-9 - Genesis 15:1-7 	<p>Teach the children Genesis 15:5 and rehearse it.</p>

			<p>- Abram to Abraham (Genesis 15-21)</p> <p>Abram Leaves Home!</p>		
<p>Week 2</p>	<p>God Keeps His Promise (Part 1)</p>	<p>At the end of this session the children will be able to:</p> <ul style="list-style-type: none"> - Explain that God's promises never change -Tell the story of Isaac's birth -Tell why it was a miracle for Sarah to give birth -State the names of both Abram's [blood/biological] sons 	<p>Reiterate God's promise to Abraham by asking the children to quote Genesis 15:5</p> <p>- Count The Stars! This activity will require pre-preparation. Get a picture of a section of the universe (printed clearly or on a computer monitor) with many stars in the frame. Ask the children to count every single star in this frame. Many may tire, lose count or give up - use this to illustrate just how</p>	<ul style="list-style-type: none"> - Genesis 15:5 -Genesis 17:1-9; 15-22 -Genesis 21:1-7 -Hebrews 13:8; James 1:17 & Number 23:19 	<p>If the children have already memorized Genesis 15:5, have them create a chorale speech, dub poem or song that represents the verse.</p> <p>Send this video to ntcogjchildrensministry@gmail.com (with parents' written permission) for *sharing on our social media. Please do the video in</p>

			<p>many children Abraham would eventually have even though His wife Sarah was barren.</p> <p>-Word Search, colouring pages, a craft and a picture story can be found at the following link: God Makes A Promise to Abram Activities</p> <p>-Show the following video Abraham Lord's Covenant With Abram Genesis 15 God's Covenant with Abraham</p>		<p>landscape orientation.</p>  <p>The diagram illustrates two devices. On the left is a smartphone in portrait orientation, with the word 'Portrait' centered on its screen. To its right is a tablet in landscape orientation, with the word 'Landscape' centered on its screen.</p>
--	--	--	--	--	---

Dates	Themes	Objectives	Suggested Activities	Scriptures	Fallafashin Challenge
<p>Week 3</p>	<p>God Keeps His Promise (Part 2)</p>	<p>At the end of this session the children will be able to:-</p> <ul style="list-style-type: none"> -Give a rough genealogy (family tree) of Abraham's family -Explain how we are sons of Abraham too (from 'Father Abraham had many sons' song) -Tell the twelve tribes of Israel -Explain how the 12 Tribes of Israel couldn't exist if God didn't keep his promise 	<p>Use cut-outs to show how Abraham became the father of many nations Abraham to Jacob Family Tree cut-outs</p> <p>Sing Father Abraham and link the idea of Abraham being 'our father' to the fact everyone who comes to know God is in a way, a child of Abraham (You can let the children know that there are currently thought to be 2,604,381,000 Christians in the world. All of them are Abraham's children)</p> <p>Genealogy Linking Abraham to Jesus</p> <p>Allow the children to find Israel on a map of the world and explain how God gave this land to the descendants of one man. Get excited about telling the children how God created an ENTIRE COUNTRY that we can still see today to show how faithful He is to keeping promises.</p>	<ul style="list-style-type: none"> -Genesis 49:1-28 -Galatians 3:26-29 -Romans 4:16-22 	<p>Remix Father Abraham in a Jamaican or modern style with actions!</p> <p>Send a portrait-orientation video to ntcogjchildrensministry@gmail.com (with parents' written permission) for *sharing on our social media.</p> <div style="text-align: center;">  <p>Portrait Landscape</p> </div>

			Play 12 Tribes - Rich Nelson		
Week 4	Follower Promises	<p>At the end of this session the children will be able to:-</p> <ul style="list-style-type: none"> -Explain that God's promises are often on the condition of obedience -Explain it is important for God's followers to ALSO keep their promises -Recognise as Christians, we do not swear oaths such as 'God see and know' or 'God believe me' or ' I swear it's true' -Explain why as Christians, we do not deceive others then say 'I was only joking' <p>***</p> <ul style="list-style-type: none"> -Acknowledge and explain the promise of eternal life given to those who follow Jesus - Tell why they can trust the promise of heaven that God 	<p><u>Drama Activities</u> Let one group of the children produce a dramatization in which someone is not believed because they often don't keep their promises (a modern production of the Boy who cried wolf).</p> <p>Let the other group of children produce a dramatization in which someone is believed because they do what they say and say what they mean.</p> <p>Sing: Touch my finger on the golden pen, heaven is better than this</p> <p>Have the children read Revelations 21 in any Bible version they find easiest and draw and colour a picture of what they think heaven will be like.</p>	<ul style="list-style-type: none"> -Matthew 5:33-37 -Revelations 21 -Proverbs 26:19 -Romans 6:23 	<p>Teach the children the 12 Tribes of Israel using this song: 12 Tribes - Rich Nelson</p> <p>Send a landscape-orientation video of your children signing the chorus of the 12 Tribes song to ntcogjchildrensministry@gmail.com (with parents' written permission) for *sharing on our social media.</p> 

		gives based on his track record with Abraham	<p>Show the children the gemstones that will be in heaven: Gemstones of the New Jerusalem</p> <p><u>Colouring pages</u> Revelation 21 Coloring Page - Whats in the Bible</p> <p>Free Pearl Gate Coloring Page</p> <p>Show the video of the promise God gives His believers: A Forever Promise - The New Heaven and New Earth - Bible For Kids Book of Revelation for Kids - Revelation 21 & 22 Sunday School Lesson for kids Sharefaith Kids Is Heaven for Real? Bible Story LifeKids</p>		
--	--	--	---	--	--

