



NATIONAL

Children's

MINISTRY

NEW TESTAMENT CHURCH OF GOD JAMAICA

**Curriculum/Children's Ministry Guide
2024/25**

Contents

National Children’s Ministry Theme Overview	3
Theme & Quarter Summary	4
How to Use the Children’s Ministry Guide	4
Curriculum First Quarter: September 2024 – November 2024	5
Quarter 1- Deo-metrics – Unlock (Identity in Christ).....	5
Curriculum Second Quarter: December 2024 – February 2025	11
Quarter 2 - Upgrade - Because I can, and I Am (God’s Gifted Kids).....	11
Curriculum Third Quarter: March 2025 – May 2025.....	18
Quarter 3- Ctrl + Z [Undo] (Growing and Maturing in Christ).....	18
Curriculum Fourth Quarter: June 2025 – August 2025	27
Quarter 4- Ctrl+S [Saved] (Going to Spread the Gospel).....	27

National Children's Ministry Theme Overview

This year's theme, "**5G Kids & the Real G**," emphasizes two key aspects of our Christian journey: **Growing**—becoming more like Jesus—and **Going**—sharing the Gospel with others. As we grow in Christ, we are called to live out His teachings, love others as He did, and carry His message to the world.

Growing and maturing in Christ is an important part of being a follower of Jesus. Just as children grow and learn new things, Christians grow by learning more about God, practicing what the Bible teaches, and becoming more like Jesus in our thoughts, words, and actions. We are invited to develop a deep relationship with God, rooted in love, obedience, and trust.

But growth doesn't stop there. As we grow, we are also called to **Go**—to share the Good News of Jesus with others. Evangelism is not just for adults; it's for all believers, including children. Through this year's theme, we will explore how to be bold and confident in sharing our faith and showing the love of Jesus to those around us.

This year, we will use two main avenues to bring across our theme. One will be from the Old Testament where the focus will be on different aspects of King David's life as we seek to help our children grow into "children after God's own heart". We'll also use the Parables and Scriptures on Spiritual Gifts as our New Testament foci. The parables teach us rich heavenly lessons using earthly stories about how to share Jesus, and as we focus on spiritual disciplines and gifts, we know it will give children an opportunity to grow into 5G Kids and give glory and honour to the Real G.

We'll also practice spiritual disciplines which help us grow closer to God and prepare us to share His message with others. You'll find the Spiritual Disciplines in our final column.

By focusing on **Growing** and **Going**, we can become strong followers of the **Real G**—Jesus Christ—and help others to know Him, too!

Theme & Quarter Summary

THEME FOR 2024-2025
5G Kids & The Real G

Deo-metrics - Unlock Identity in Christ		Upgrade - Because I can, and I Am
OT – David & Goliath		Using Talents and Gifts for God
NT – The Lost Parables		OT – David and Saul
OT- David & Nathan		NT – Spiritual Gifts & Parable of the Talents
NT – Parable of the Builders & Good Samaritan		OT - David & Israel Reunified
Ctrl + Z [Undo]		NT – Parables: the Sower & Banquet
		Ctrl + S [Saved]

3

How to Use the Children's Ministry Guide

This is NOT a Sunday School guide. This guide may be used as a guide to prepare Children's Ministry activities which are aimed at children aged 3 to 12 years. For each service, be sure to plan and prepare beforehand with the team that works with the children. Select one or two objectives that can be accomplished within each service and bear in mind the resources available to your Church in terms of things like your average attendance of children, the number of workers you have, your financial resources and the physical space you have for activities. You may adapt the information in this guide to the needs of your local Church.

Curriculum First Quarter: September 2024 – November 2024


Quarter 1-




Deo-metrics - Unlock Identity in Christ

This quarter, our curriculum focuses on [Identity in Christ](#). Deo-metrics - Unlock is a play on the Biometrics we see in technology. Deo is the Latin word for God, and as Christians, we embrace the call to be God's image bearers on the earth (Genesis 1:27-28). With our God-given identity, we are able to Unlock who we are and whose we are just like [David did before facing Goliath](#) (1 Samuel 17:50-53). In terms of how our Christian Identity causes us to treat others, we will focus on the Lost Parables ([Sheep - Luke 15:1-7](#); [Coin Luke 15:8-10](#); [Son \[also known as the Prodigal Son\] Luke 15:11-32](#)). Many children are lost because they are not seeing who they are in God, and as we learn about these parables, we will look into how God responds to those who seek Him, and how we can be a part of seeking God too.

Dates	Themes	Objectives	Suggested Activities	Scripture	Spiritual Discipline Focus
Week 1	I know who I am	At the end of the session, children will: <ul style="list-style-type: none"> - Know that they are special and 	<ul style="list-style-type: none"> • Read 1 Samuel 17 and discuss David's confidence in God versus Goliath's dependence on physical strength. Ask: What did David know about God that made him brave? 	1 Samuel 17 (David and Goliath)	Prayer, Study David spent a lot of time with God while

		<p>that God loves them</p> <ul style="list-style-type: none"> - Know that they are not too young to stand up for what is right - Know that God can use them to do great things - Know that they should spend time getting to know God through the spiritual disciplines. - Realize that God equips them with strength and abilities to face challenges, just as David was equipped to face Goliath. 	<ul style="list-style-type: none"> • Create Identity in Christ Cards with phrases such as 'I am a child of God, "I am loved by God", "I am Chosen". "God made me.... Brave, talented etc and allow them to decorate them.  <ul style="list-style-type: none"> • Armour of God Craft- Have children create paper shields, swords or helmets while discussing how God gives us the tools to stand strong. • Provide quiet time for children to write or draw about a time they felt small or scared. Then guide them to write a prayer or statement of belief that they can trust God's power just as David did. 	<p>Ephesians 6:10-18 (Armour of God)</p>	<p>watching his sheep. How did these disciplines help in his victory over Goliath? Ask them as well if they thought the time spent with God helped David.</p>
--	--	-----------------------------------------------------------------------------------------------------------------------------------------------------------------------------------------------------------------------------------------------------------------------------------------------------------------------------------------------------------------------------------------------------------------------------------------------	-----------------------------------------------------------------------------------------------------------------------------------------------------------------------------------------------------------------------------------------------------------------------------------------------------------------------------------------------------------------------------------------------------------------------------------------------------------------------------------------------------------------------------------------------------------------------------------------------------------------------------------------------------------------------------------------------------------------------------------------	------------------------------------------	---------------------------------------------------------------------------------------------------------------------------------------------------------------

			 <p>Songs:</p> <ul style="list-style-type: none"> → https://www.youtube.com/watch?v=wWoSKWoxVio → https://www.youtube.com/watch?v=Y5zHGNqE3g → https://www.youtube.com/watch?v=X38r5Z23j3o 		
Week 2	I know whose I am	<p>At the end of the session, children will:</p> <ul style="list-style-type: none"> - Understand that we belong to God- we are God's precious children and He cares for them deeply. - Identify that God seeks them out when they are lost or far from Him. - Acknowledge that 	<ul style="list-style-type: none"> • Read the parable of the lost sheep. Afterwards, discuss how a shepherd represents God and how each of them is like a lost sheep. Ask, "How do you feel knowing that God would come looking for you?" • Have students create a small sheep craft using cotton balls, glue, and paper. As they create, talk about how each sheep represents them and how God cares for every single one. • Play a game where one student plays the shepherd and the others play sheep. Blindfold the "shepherd" and scatter the "sheep" around the room. The shepherd must listen to the sheep's sounds (like "baa") and guide them back safely. Discuss afterward how God listens for us when we are far from Him. 	<p>Luke 15: 1-7 Matthew 18: 10-14 (Parable of the Lost Sheep)</p>	<p>Prayer & Fasting, Meditation</p> <p>How do we react when we misplace or can't find something? God values us enough to come after us. Ask children, how can these disciplines help us to go after what we want in Christ.</p>

		<p>God's love is constant and He rejoices when we return to Him.</p> <ul style="list-style-type: none"> - Identify that they are always safe and secure in God's hands, no matter where they are. 	<ul style="list-style-type: none"> • Let the students act out the story of the lost sheep with one student as the shepherd and others as sheep. Afterward, ask them how it felt to be "found" and relate that to how God celebrates each of them. • Lead the children in a prayer where they thank God for always seeking them when they are lost. Encourage them to express, "I belong to You, God," and reflect on their value to Him. • Bible Story: https://www.youtube.com/watch?v=GVQtX6U_X5Q • Songs: <ul style="list-style-type: none"> → https://www.youtube.com/watch?v=Epxh68WKiiw → https://www.youtube.com/watch?v=PGPQX3vQtU8 		
Week 3	God cares about me	<p>After the session, children should be able to:</p> <ul style="list-style-type: none"> - Know that God cares for them just as He cares for the birds and flowers. - Understand that they don't need to worry because God knows their needs and provides for them. - Recognise how God's care for 	<ul style="list-style-type: none"> • Read Matthew 6:28-33 aloud. Ask the children, "What do you think it means that God cares for the birds and flowers? How much more does He care for us?" Emphasize that we don't need to worry because God knows what we need. • If possible, take the children outside for a short walk to observe birds, flowers, and plants. Ask them to reflect on how God takes care of these things and remind them that God cares for them even more. • Provide paper and craft supplies to make paper flowers. As the children work, remind them that just as God makes the flowers beautiful and takes care of them, He will take care of their needs too. • Give each student a small box (or have them decorate one) labeled "Worry Box." Have them write or draw something they worry about and place it in the box. Explain that they can give their worries to God, trusting Him to care for them. Afterward, pray together, asking 	Matthew 6: 28-33	<p>Confession</p> <p>Do you think God cares about you enough since He died for your sins to forgive you of your "worst" sin. Discuss with them which sins they think God will not forgive.</p>

		<p>nature reflects His even greater care for them.</p> <ul style="list-style-type: none"> - Build trust in God's ability to meet their needs and be reminded to seek Him first. 	<p>God to help them trust in His care.</p> <ul style="list-style-type: none"> • Have students create a poster with the words "Seek first the kingdom of God" (Matthew 6:33) in the center, surrounded by drawings of things they need or worry about. Explain that when they put God first, they can trust Him to take care of everything else. • Bible story: https://www.youtube.com/watch?v=PG1LjFO99dA • Songs: <ul style="list-style-type: none"> → https://www.youtube.com/watch?v=jaeoYin0hm4 → https://www.youtube.com/watch?v=FSDTJRLpV28 → https://www.youtube.com/watch?v=mC-zw0zCCtg 		
Week 4	God has a plan for my life	<p>At the end of the session, students will be able to:</p> <ul style="list-style-type: none"> - Discover that just as God had a special plan for David, He has a unique plan for their lives. - Realize that God's plans are fulfilled in His perfect time, even when they may not fully understand it. 	<ul style="list-style-type: none"> • Read 1 Samuel 16:1-13, the story of Samuel anointing David. Discuss how David wasn't the oldest or strongest, but God chose him because of his heart. Ask, "How do you think David felt when God chose him? How do you feel knowing God has a special plan for you?" • Have students take turns acting out the scene where Samuel anoints David as king. Let one child play Samuel, one play David, and others play Jesse's sons. After the activity, discuss how sometimes God's plans for us might surprise us or others. • Give each student a paper heart to decorate. Write "God looks at the heart" (1 Samuel 16:7) on the hearts. While they work, talk about how God sees who they truly are inside and has special plans for each of them based on that. • Create a simple timeline of David's life, starting with being anointed 	<p>1 Samuel 17 (David gets anointed by Samuel)</p> <p>Matthew 25:1-13 (Parable of the 10 virgins)</p> <p>Jeremiah 29:11</p> <p>Psalms 119: 9-11</p>	<p>Prayer, Confession & Study</p> <p>God's plan is not affected by one's status or stature. David was where he was supposed to be when his time came. Some of the virgins were ready with their lamps while the others weren't. As we pursue holiness, how can the disciplines help to keep us in line or on track.</p>

		<ul style="list-style-type: none"> - Discover that God looks at the heart, not outward appearances, when choosing and preparing people for His plans. - Feel confident knowing they are chosen by God for a purpose, just as David was. 	<p>by Samuel and leading to his reign as king. Have the students help place key moments on the timeline, showing how God's plan unfolded for David over time. Discuss how God's plans for them might also take time to unfold.</p> <ul style="list-style-type: none"> ● Anoint each child by placing a small cross on their forehead with your finger. While doing this, say, "God has a plan for you, just like He did for David." This will reinforce the idea that they are chosen for a purpose. ● Provide a quiet time for students to reflect on what they think God's plan for their life might be. Encourage them to write or draw their thoughts. Discuss afterward how they can trust God to reveal His plan to them, just like He did with David. ● Bible Story: https://www.youtube.com/watch?v=UPr1hAUFsHY ● Song: → https://www.youtube.com/watch?v=atjmmDiUOn4 		
--	--	-----------------------------------------------------------------------------------------------------------------------------------------------------------------------------------------------------------------------------------------------------------------	-------------------------------------------------------------------------------------------------------------------------------------------------------------------------------------------------------------------------------------------------------------------------------------------------------------------------------------------------------------------------------------------------------------------------------------------------------------------------------------------------------------------------------------------------------------------------------------------------------------------------------------------------------------------------------------------------------------------------------------------------------------------------------------------------------------------------------------------------------------------------------------------------------------------------------------------------------------------------------------------------------------------------------------------------	--	--

Curriculum Second Quarter: December 2024 – February 2025

Quarter 2 - Upgrade - Because I can, and I Am



God's Gifted Kids


Upgrade - Because I Can, And I Am is focused on the gifts God has given the children and how they can use them to serve the Lord. The focus here is on both our natural talents (illustrated by the [Parable of the Talents in Matt 25:14-30](#)) and the Spiritual Gifts the Real G gives to believers (from 1 Corinthians 12). We also explore the attitude of giftedness, and the fact our gifts are here to [serve within our Churches](#) (Romans 12). All these attitudes are demonstrated in the very talented and [humble life of David](#) who helps to play the troubling spirit away from King Saul on his harp (1 Samuel 16:14-23) and who wrote many Psalms. We remind the children that they can do great things for God, but only because they depend on the great I Am!

Dates	Themes	Objectives	Suggested Activities	Scriptures	Spiritual Discipline Focus
Week 1	My God Given Talent	At the end of the session, children will: <ul style="list-style-type: none"> - Understand that God has blessed them with talent(s). 	<ul style="list-style-type: none"> • Read the Parable of the Talents. Then, discuss how though talents used in the parable is referring to a unit of money, it can also be applicable to our lives and abilities. • Show how David used his God given talents such as playing the harp and being poet/psalmist. 	Matthew 25:14-30 ESV 1 Samuel 16:14–23	Service After recognizing that they all possess God given talents, ask

- Recognize that they may not have the same talent nor the same number of talents as others.
- Know that they have the duty to use their talents well.
- Appreciate that God gives us talents based on our abilities.

- Talent Callings Craft: Give each student a sheet of blank paper and ask them to draw different talents that best reflect their giftedness or callings. Let them know that these talents do not need to be grand talents, but even simple everyday gifts that they use to honor God. Once they have finished their drawings, have them write scriptures underneath each one to remind them how to use their talents to serve God.
- Let the children complete the “Parable of the Talents Jumble.”

The Parable of the Talents
Matthew 25:14-30 (NIV)



Don't bury your _____

ANSWER: _____

Bible Memory Verse
For everyone who has will be given more, and he will have an abundance.
Whoever does not have, more will be taken from him.
Matthew 25:29 (NIV)

<https://sermons4kids.com/activities/the-parable-of-the-talents-8>


- Answers: master, gained, money, servant, lazy, talent
- Song: [One Talent Have I to Take to the Sky](#)

them how can they serve God, their church and communities with their talents? Additionally, let students reflect and identify how David served others using his talents.

<p>Week 2</p>	<p>Gifts of the Spirit</p>	<p>At the end of the session, children will:</p> <ul style="list-style-type: none"> - Know and understand each the gifts of the Spirit. - Identify which gift(s) of the Spirit they have. - Understand that there are diverse gifts but it is the same Spirit that is the source of all of them. - Understand that the gifts of the Spirit are used for serving each other and to uplift the church. - Understand gifts of the Spirit are only given to Christians. 	<ul style="list-style-type: none"> ● Read 1 Corinthians 12:1-11 and discuss the mentioned gifts of the spirit from the scripture while giving examples of their manifestations. ● Have the children reflect and express when or how they have seen the gifts of the Spirit been evident at church or in members of the congregation. ● Ask each child to share which gifts of the Spirit they would like to have and why. ● Provide each child with their Spiritual Gift box and have them color the gift box below whilst identifying the gifts in the box. https://clipart-library.com/coloring/KTngMXaic.gif <div data-bbox="1185 748 1688 1149" data-label="Image"> </div> <ul style="list-style-type: none"> ● Allow each student to complete the Spiritual Gift puzzle and reward the student who completes first. https://wordmint.com/public_puzzles/33332 ● Let children watch the video below illustrating the gifts of the 	<p>1 Corinthians 12:1-11</p>	<p>Service, Worship</p> <p>There are different kinds of gifts, but the same Spirit distributes them. With the gifts given to you, discuss how these disciplines are essential for the ultimate work of God to be carried out.</p> <p>How can you serve with your gifts?</p> <p>How is using your gifts a form of worship and its role in enhancing worship amongst the believers?</p> <p>Allow the children to come up with individual plans for the coming weeks of how they can use their</p>
---------------	----------------------------	------------------------------------------------------------------------------------------------------------------------------------------------------------------------------------------------------------------------------------------------------------------------------------------------------------------------------------------------------------------------------------------------------------------------------------------------------------------------------------------------------------------------	------------------------------------------------------------------------------------------------------------------------------------------------------------------------------------------------------------------------------------------------------------------------------------------------------------------------------------------------------------------------------------------------------------------------------------------------------------------------------------------------------------------------------------------------------------------------------------------------------------------------------------------------------------------------------------------------------------------------------------------------------------------------------------------------------------------------------------------------------------------------------------------------------------------------------------------------------------------------------------------------------------------------------------------------------------------------------------------------------------------------------------------	------------------------------	-------------------------------------------------------------------------------------------------------------------------------------------------------------------------------------------------------------------------------------------------------------------------------------------------------------------------------------------------------------------------------------------------------------------------------------------------------------------------------------------------

			<p>spirit: https://youtu.be/r01ozy8R3uQ?si=BiG_8lBeveX7531g</p> <ul style="list-style-type: none"> • Songs: <p>→ https://youtu.be/Gs8-UHp2E50?si=sLNyrbt1DC37DZ5w</p> <p>→ https://youtu.be/x5ftbKBZbhU?si=TC-VF0dbzqE7Q8RD</p>		<p>gifts to serve others, and report back.</p>
--	--	--	--------------------------------------------------------------------------------------------------------------------------------------------------------------------------------------------------------------------------------------------------------------------------------------------------------------------------------------------------------------------------------------------------------------------------------------------------	--	------------------------------------------------




<p>Week 3</p>	<p>Stewarding My Gift</p>	<p>At the end of the session children will:</p> <ul style="list-style-type: none"> - Recognise their gifts and talents - Know how to apply their gifts - Know the outcome of being steward with their gifts. - Explain how they can use their gifts for service. 	<div style="text-align: center;"> <p>"Use whatever gifts you have received to serve others." 1 Peter 4:10</p>  </div> <p>https://stewardship.adventistchurch.com/wp-content/uploads/sites/16/2022/10/2-GL-Activity-Talents-Primary.pdf - Page 2</p> <ul style="list-style-type: none"> • Children can color the activity above and paste it in their rooms so that everyday they can be reminded that they should serve others with their gifts. • Give the children research to do on ways they can be good stewards of their spiritual gifts so at the following Children's Ministry meeting a discussion can be done from the research. 	<p>1 Peter 4:10 Romans 12:3-8</p>	<p>Obedience, Service, Worship</p> <p>Each week they come and share about a spiritual Gift.</p> <p>Discuss how applying their gifts and talents helps them to grow.</p>
-------------------	-------------------------------	------------------------------------------------------------------------------------------------------------------------------------------------------------------------------------------------------------------------------------------------------------------------------------------------------------	---------------------------------------------------------------------------------------------------------------------------------------------------------------------------------------------------------------------------------------------------------------------------------------------------------------------------------------------------------------------------------------------------------------------------------------------------------------------------------------------------------------------------------------------------------------------------------------------------------------------------------------------------------------------------------------------------------------------------------------------------------------------------------------------------------------------------------------------------------------------------------------	---------------------------------------	-----------------------------------------------------------------------------------------------------------------------------------------------------------------------------



https://www.pinterest.com/pin/AUfUWHMJCWEREQR8g9I9TYdhS15F9OsPhFdUBRDyxR_YvQz85znn2HM/

- Each child should get a printed copy and provide in each leaf the outcome when being a good steward with their gifts.

<https://www.dreamstime.com/family-tree-heart-isolated-image-illustration-vector-background-leaves-stem-branch-concept-family-tree-template-image122577080>

<p>Week 4</p>	<p>Anointed Gifts</p>	<p>At the end of the children should be able:</p> <ul style="list-style-type: none"> - To distinguish between gifts and talents - Explain how can their gifts and talents can be used to glorify God - Understand how and for whom we use our gifts. - Understand the importance of their gifts 	<div style="text-align: center;">  <p>Spiritual Gifts Inventory</p> <p>I AM GOOD AT:</p> <p>I LEARN:</p> <p>I ENJOY:</p> <p>I AM:</p> <p>1. <input type="checkbox"/> Teaching</p> <p>2. <input type="checkbox"/> Serving</p> <p>3. <input type="checkbox"/> Giving</p> <p>4. <input type="checkbox"/> Encouraging</p> </div> <p>https://www.pinterest.com/pin/507288345541288907/visual-search/?x=16&y=16&w=374&h=492&cropSource=6&surfaceType=flashed</p> <ul style="list-style-type: none"> • Each child should color the picture that demonstrates the different gifts and talents. • Each child should create a scrapbook showing pictures of different gifts and talents they know about. 	<p>Mark 10 vs 45 John 14 vs 15</p>	<p>Worship, Obedience</p> <p>Identify the gifts and talents in the children and let them actively take part in the different church activities so that they can grow in their giftings and talents.</p>
---------------	-----------------------	-------------------------------------------------------------------------------------------------------------------------------------------------------------------------------------------------------------------------------------------------------------------------------------------------------------------------------------------	-----------------------------------------------------------------------------------------------------------------------------------------------------------------------------------------------------------------------------------------------------------------------------------------------------------------------------------------------------------------------------------------------------------------------------------------------------------------------------------------------------------------------------------------------------------------------------------------------------------------------------------------------------------------------------------------------------------------------------------------------------------------------------------------------------------------------------------------------------------------------------------------------------------------------------------------------------------------------------------------------	----------------------------------------	-------------------------------------------------------------------------------------------------------------------------------------------------------------------------------------------------------------

Curriculum Third Quarter: March 2025 – May 2025


Quarter 3-
Ctrl + Z [Undo]



Growing and Maturing in Christ

This quarter, our curriculum focuses on [Growing and Maturing in Christ](#) by exploring key biblical stories and spiritual disciplines. Each week, we will dive into lessons that show us how to build our lives on Jesus, starting with the [Parable of the Good Samaritan](#), which teaches us about love in action. We'll learn the importance of having a strong foundation in Jesus through the [Parable of the Builders](#), and discover the courage of [King Josiah](#) in following God's Word. Through [David's story with Nathan](#), we'll explore repentance and the power of seeking God's forgiveness. Finally, we'll bring it all together by understanding what it means to be a person after God's own heart, practicing the spiritual disciplines of [Simplicity](#), [Solitude](#), and [Submission](#) as we grow deeper in our walk with Christ.

Dates	Themes	Objectives	Suggested Activities	Scriptures	Spiritual Discipline Focus
-------	--------	------------	----------------------	------------	----------------------------

<p>Week 1</p>	<p>The Parable of the Good Samaritan</p>	<p>Understand the importance of showing love and kindness to others, regardless of their background.</p> <p>Learn that true love is active, not just in words but also in deeds.</p> <p>Introduce the discipline of Submission: yielding to God's command to love others.</p>	<p>Video: https://youtu.be/osfQg4yKtq8</p> <p>Activity Sheet: Color the Good Samaritan helping the injured man. http://www.bible-printables.com/Coloring-Pages/Jesus-Parables/parable-pics/P-04-The-Good-Samaritan-02.gif</p> <p>https://topcoloringpages.net/wp-content/uploads/2016/09/christian-coloring-pages-11.jpg</p> <p>https://truewaykids.com/wp-content/uploads/2020/05/NT20-The-Parable-of-the-Good-Samaritan_9-scaled.jpg</p> 	<p>Luke 10:27: "Love your neighbor as yourself."</p> <p>Submission Scripture: James 4:7: "Submit yourselves, then, to God. Resist the devil, and he will flee from you."</p>	<p>Challenge children to do one act of kindness each day for the week and share their experiences during the next session.</p> <p>Encourage the children to show kindness in a simple way. Have them pick one act of kindness to do at home, such as helping a sibling or parent with a small task, or sharing a toy with a friend. After completing their act of kindness, they can share their experience with the class</p>
----------------------	-------------------------------------------------	--------------------------------------------------------------------------------------------------------------------------------------------------------------------------------------------------------------------------------------------------------------------------------------	-------------------------------------------------------------------------------------------------------------------------------------------------------------------------------------------------------------------------------------------------------------------------------------------------------------------------------------------------------------------------------------------------------------------------------------------------------------------------------------------------------------------------------------------------------------------------------------------------------------------------------------------------------------------------------------------------------------------------------------------------------------------------------------------------------------------------------------------------------------------------------------------------------------------------------------------------	-------------------------------------------------------------------------------------------------------------------------------------------------------------------------------------	--------------------------------------------------------------------------------------------------------------------------------------------------------------------------------------------------------------------------------------------------------------------------------------------------------------------------------------------------------------------------------------------------------------------------------

Week 1: The Parable of the Good Samaritan (Luke 10:25-37)


In this powerful parable, a Jewish man is attacked by robbers and left half-dead on the road. A priest and a Levite, both respected members of society, pass by without helping. However, a Samaritan—a group often despised by Jews—stops to assist the injured man. He bandages his wounds, takes him to an inn, and pays for his care. Through this story, Jesus illustrates the essence of loving one’s neighbor, emphasizing that true compassion transcends cultural and societal barriers. The parable challenges us to examine our own hearts and actions, prompting us to act with kindness and mercy toward everyone, regardless of their background or circumstances. Jesus concludes by asking who was the true neighbor, reminding us that our love should be active and inclusive.

<p>Week 2</p>	<p>The Parable of the Builders</p>	<p>Teach children that Jesus is the foundation of their lives.</p> <p>Show the importance of building their lives on strong values and faith, much like a house built on rock.</p> <p>Introduce the discipline of Simplicity: building on the essentials of faith without being distracted</p>	<p>Video: https://youtu.be/Mt5PBQINfBc?si=W4FeRuZA1mqrXVER</p> <p>https://youtu.be/Eu5bBDRpzPM</p> <p>Activity Sheet: Draw and color the house built on the rock and the house built on sand.</p> <p>https://i.pinimg.com/564x/8d/b4/0c/8db40cb2ad363a7de5a8292afe7652a9.jpg</p> <p>https://cdn11.bigcommerce.com/s-wpgom64n7v/images/stencil/1280x1280/products/23068/151988/Parable_of_the_Wise_Foolish_Builders_Activity_Book_Page_07_42208.168738711.1.jpg?c=2&imbypass=on</p> <p>https://truewaykids.com/wp-content/uploads/2020/03/page14-1-scaled.jpg</p>	<p>Matthew 7:24: "Everyone who hears these words of mine and puts them into practice is like a wise man who built his house on the rock."</p> <p>Simplicity Scripture: Matthew 6:19: "Do not store up for yourselves treasures on earth, where moths and vermin destroy, and where thieves</p>	<p>Encourage children to memorize the key scripture and share one area where they want to build their lives on Jesus.</p> <p>Discuss ways to practice simplicity in their lives by focusing on God rather than material things.</p> <p>Ask the children to build a small tower using</p>
----------------------	------------------------------------	-------------------------------------------------------------------------------------------------------------------------------------------------------------------------------------------------------------------------------------------------------------------------------------------------------	--------------------------------------------------------------------------------------------------------------------------------------------------------------------------------------------------------------------------------------------------------------------------------------------------------------------------------------------------------------------------------------------------------------------------------------------------------------------------------------------------------------------------------------------------------------------------------------------------------------------------------------------------------------------------------------------------------------------------------------------------------------------------------------------------------------------------------------------------------------------------------------------------------------------------------------------------------------------------------------------------------------------------------------------------------------------------------------	-------------------------------------------------------------------------------------------------------------------------------------------------------------------------------------------------------------------------------------------------------------------------------------------------------	-------------------------------------------------------------------------------------------------------------------------------------------------------------------------------------------------------------------------------------------------------------------------------------------------


		by worldly things.		break in and steal."	blocks or any safe materials they have at home. As they build, talk about how they need a strong base. Encourage them to decorate their tower with drawings or stickers that remind them of Jesus as their strong foundation. Share their creations in class and explain why they chose their decorations.
--	--	--------------------	-------------------------------------------------------------------------------------	----------------------	------------------------------------------------------------------------------------------------------------------------------------------------------------------------------------------------------------------------------------------------------------------------------------------------------------

Week 2: The Parable of the Builders (Matthew 7:24-27)

In this concluding message of the Sermon on the Mount, Jesus compares two builders to illustrate the importance of applying His teachings. The wise builder constructs his house on a rock, while the foolish builder chooses sand. When storms and floods arise, the house built on rock withstands the tempest, while the one on sand collapses. This parable serves as a metaphor for our spiritual lives: building our lives on the solid foundation of Jesus' teachings prepares us to face life's challenges. It emphasizes that simply hearing the Word is not enough; we must actively incorporate it into our lives through obedience. Jesus calls us to reflect on our choices and build resilience through faith, ensuring we are anchored in His truth.

<p>Week 3</p>	<p>King Josiah</p>	<p>Introduce children to the story of King Josiah, who was obedient to God even at a young age.</p> <p>Encourage children to be like Josiah by being bold in their faith and choosing to follow God's word.</p> <p>Continue with the discipline of Submission: following God's commands and being humble before Him.</p>	<p>Video: https://youtu.be/6C4MEXXbBmM?si=k45dIBUI-GO0oIAk</p> <p>Activity Sheet: Create a "Crown of Obedience" craft where children decorate a crown with actions of obedience they plan to do.</p> <p>https://topcoloringpages.net/christian/king-josiah/</p> <p>https://thumbs.dreamstime.com/b/simple-crown-line-art-royalty-power-symbolizing-ultimate-authority-being-shown-black-white-320971124.jpg</p> <p>https://d1uvxqwmcz8f11.cloudfront.net/tes/resources/11943823/7ab4c906-7723-47fb-ab45-eb9f9d3ba16a/image?width=500&height=500&version=1690596961185</p> <p>https://i0.wp.com/teachldschildren.com/wp-content/uploads/2022/07/Screen-Shot-2022-07-12-at-8.58.03-AM.png?ssl=1</p> 	<p>2 Kings 22:2: "He did what was right in the eyes of the Lord and walked in all the ways of his father David."</p> <p>Submission Scripture: 1 Peter 5:6: "Humble yourselves, therefore, under God's mighty hand, that he may lift you up in due time."</p>	<p>Have children lead their own prayer at home, just like Josiah led his people back to God, and report back how it went.</p> <p>Focus on acts of submission by asking them to reflect on ways they can follow God's leading in their lives.</p> <p>Create a "God's Book" craft with the children. Give them a small notebook or some folded paper and ask them to decorate the cover. Throughout the week, encourage them to draw or write (with help)</p>
--------------------------	--------------------	---------------------------------------------------------------------------------------------------------------------------------------------------------------------------------------------------------------------------------------------------------------------------------------------------------------------------------	-------------------------------------------------------------------------------------------------------------------------------------------------------------------------------------------------------------------------------------------------------------------------------------------------------------------------------------------------------------------------------------------------------------------------------------------------------------------------------------------------------------------------------------------------------------------------------------------------------------------------------------------------------------------------------------------------------------------------------------------------------------------------------------------------------------------------------------------------------------------------------------------------------------------------------------------------------------------------------------------------------------------------------------------------------------------------------------------------------------------------------------------------------------------------------------------------------------------------------------------------------------------------------------------------------------------------------------------------------------------------------------------------------------	---------------------------------------------------------------------------------------------------------------------------------------------------------------------------------------------------------------------------------------------------------------------	--------------------------------------------------------------------------------------------------------------------------------------------------------------------------------------------------------------------------------------------------------------------------------------------------------------------------------------------------------------------------------------------------------------------------------------------------------------------

					things they love about God or things they want to learn about Him. They can share one thing they wrote or drew during class.
<p>Week 3: King Josiah (2 Kings 22)</p> <p>King Josiah, who ascended to the throne at just eight years old, is remembered for his faithfulness to God amidst a culture of idolatry and corruption. During repairs to the temple, the Book of the Law is discovered, revealing the extent to which the people had strayed from God's commands. Upon hearing the words of the Law, Josiah is deeply moved and tears his clothes in anguish, realizing the gravity of the nation's sins. He immediately seeks the counsel of the prophetess Huldah, who confirms God's judgment but also assures Josiah that he will be spared from disaster because of his humble heart and sincere desire to seek God. Josiah then leads a national reform, calling the people to repentance and renewal. His story highlights the importance of recognizing God's Word, the impact of righteous leadership, and the transformative power of obedience to God.</p>					
Week 4	David & Nathan	<p>Teach children about repentance by studying David's response when Nathan confronted him.</p> <p>Highlight how being a "man</p>	<p>Video: https://www.youtube.com/watch?v=wsR5BAX11CA&ab_channel=KidsontheMove</p> <p>Activity Sheet: "David's Heart" coloring sheet, with a focus on drawing things they are sorry for and asking God for forgiveness.</p> <p>https://encrypted-tbn0.gstatic.com/images?q=tbn:ANd9GcSSzim3dw8BB-</p>	<p>.Psalm 51:10: "Create in me a clean heart, O God, and renew a right spirit within me."</p> <p>Solitude Scripture: Mark 1:35: "Very early</p>	<p>Encourage children to find a quiet place at home where they can pray and talk to God about anything on their hearts, practicing solitude. Ask</p>

		<p>after God's own heart" means admitting when we are wrong and seeking forgiveness.</p> <p>Introduce the discipline of Solitude: encouraging reflection and prayer to seek forgiveness and listen to God.</p>	<p>ZAmEULfNQ15xa-we4tN93esw&s</p> <p>https://www.kgmcrafts.com/images/cleanheartpdf320.jpg</p> <p>https://images.wordmint.com/p/David_Bathsheba_427219.png</p> <p>https://ministryark.com/katy/wp-content/uploads/2017/08/Psalm-51-10-low-res-1024x675.jpg</p> 	<p>in the morning, while it was still dark, Jesus got up, left the house and went off to a solitary place, where he prayed."</p>	<p>them to reflect on how it felt to spend that time alone with God.</p> <p>Have the children create a "Sorry Card" for someone they may have hurt or upset, even if it was unintentional. They can draw a picture or write a simple note saying "I'm sorry." This encourages them to understand the importance of acknowledging when they've done wrong. They can share who they made the card for in class and why it's important to apologize.</p>
--	--	-----------------------------------------------------------------------------------------------------------------------------------------------------------------------------------------------------------------------	------------------------------------------------------------------------------------------------------------------------------------------------------------------------------------------------------------------------------------------------------------------------------------------------------------------------------------------------------------------------------------------------------------------------------------------------------------------------------------------------------------------------------------------------------------------------------------------------------------------------------------------------------------------------------	----------------------------------------------------------------------------------------------------------------------------------	-------------------------------------------------------------------------------------------------------------------------------------------------------------------------------------------------------------------------------------------------------------------------------------------------------------------------------------------------------------------------------------------------------------------------------------------------------

Week 4: David and Nathan (2 Samuel 12)

After David's grievous sin with Bathsheba and the orchestrated death of her husband, Nathan the prophet confronts him. Nathan uses a parable about a rich man who steals a poor man's beloved lamb to reveal David's wrongdoing without directly accusing him at first. Upon realizing that he is the man in the story, David is struck with guilt and sorrow. Nathan declares God's judgment but also assures David of God's mercy. David's heartfelt confession, captured in Psalm 51, reveals his deep remorse and desire for forgiveness. This account emphasizes the importance of accountability, the need for humility in recognizing our failures, and the power of repentance. It illustrates that while sin has consequences, God's grace and restoration are available to those who sincerely seek forgiveness.

<p>Week 5</p>	<p>Becoming a 'Man/Woman After God's Own Heart'</p>	<p>Summarize the lessons by focusing on how David was called a man after God's own heart.</p> <p>Emphasize the qualities of love, obedience, repentance, and faithfulness to God as ways to grow in Christ.</p> <p>Incorporate the disciplines of Simplicity, Solitude, and Submission as</p>	<p>Video: https://youtu.be/0lf9PwHzGk?si=XxNcfQG8VI2nst9M</p> <p>Activity Sheet: Make a heart-shaped bookmark to remind children of David's heart for God, including ways they can practice simplicity, solitude, and submission in their lives.</p> <p>https://youtu.be/P939CM08wTA?si=zo2usbZ4VwtLuH_H (substitutions such as fudge sticks or straws can be used with a heart attached)</p> <p>https://images.wordmint.com/p/DavidA_Man_After_Gods_Own_Heart_379014.png</p> <p>https://i.pinimg.com/564x/3c/b3/7e/3cb37eb92c918e326ab7138cf267aa6d.jpg</p> <p>https://truewaykids.com/wp-content/uploads/2023/07/OT32-Boy-David-5-lessonj_5-724x1024.jpg</p> <p>https://images.wordmint.com/p/God_Looks_at_the_Heart_1395908.png</p>	<p>Acts 13:22: "I have found David, son of Jesse, a man after my own heart; he will do everything I want him to do."</p> <p>Simplicity Scripture: 1 Timothy 6:6: "But godliness with contentment is great gain."</p> <p>Solitude Scripture: Psalm 46:10: "Be still, and know that I am God."</p>	<p>Challenge children to create a personal plan for practicing simplicity, solitude, and submission in their daily lives. Ask them to share how they will integrate these disciplines to grow closer to God.</p> <p>Invite the children to create a "Heart of Love" craft. Provide heart-</p>
----------------------	-----------------------------------------------------	--------------------------------------------------------------------------------------------------------------------------------------------------------------------------------------------------------------------------------------------------------------------------------------------------------------------	-------------------------------------------------------------------------------------------------------------------------------------------------------------------------------------------------------------------------------------------------------------------------------------------------------------------------------------------------------------------------------------------------------------------------------------------------------------------------------------------------------------------------------------------------------------------------------------------------------------------------------------------------------------------------------------------------------------------------------------------------------------------------------------------------------------------------------------------------------------------------------------------------------------------------------------------------------------------------------------------------------------------------------------------------------------------------------------------------------------------------------------------------------------------------------------------------------------------------------------------	--------------------------------------------------------------------------------------------------------------------------------------------------------------------------------------------------------------------------------------------------------------------------------------------------------------------------------------	--------------------------------------------------------------------------------------------------------------------------------------------------------------------------------------------------------------------------------------------------------------------------------------------------------------------

		key elements in growing closer to God.		Submission Scripture: Ephesians 5:21: "Submit to one another out of reverence for Christ."	shaped cutouts and ask them to draw or glue pictures of things they love about God, their family, and their friends. They can decorate their hearts with stickers or colors. In class, they can share their hearts and explain why those things are important to them.
--	--	----------------------------------------	------------------------------------------------------------------------------------	---------------------------------------------------------------------------------------------------------	------------------------------------------------------------------------------------------------------------------------------------------------------------------------------------------------------------------------------------------------------------------------

Week 5: Becoming a 'Man/Woman After God's Own Heart' (Acts 13:22)

In this passage, God declares David to be a man after His own heart because he was committed to fulfilling God's will. This description stems from David's complex life—his triumphs and failures—and ultimately speaks to his sincere desire to follow God despite his imperfections. David's life exemplifies what it means to pursue God wholeheartedly: a life characterized by worship, leadership, humility, and a willingness to repent. As we reflect on this scripture, we are encouraged to strive for a heart that aligns with God's desires. The call to be a "man or woman after God's own heart" invites us to cultivate a relationship with Him, engage in regular prayer, and seek to live out His teachings. This week ties together the themes of growth and maturity in Christ, reminding us that our journey is about becoming more like Him in every aspect of our lives.

Curriculum Fourth Quarter: June 2025 – August 2025

Quarter 4-
Ctrl+S [Saved]




Going to Spread the Gospel

We explore the [Reunification of Israel](#) which happened based on the promise of God to David (2 Samuels 5:1-10). David and Solomon were the two Kings that were able to rule over a nation that was not at war. This peace and unifying presence is one of the ways Christians can call others to the peace of salvation. Spreading the Gospel does divide, but it brings peace to the saved, and can stop many people from being a part of the war, making them into peacemakers who can be called the Sons of God.


In our spreading of the Gospel, we remember that when we spread the Gospel and do what God wants, people won't always like it (just look at [Paul and Silas](#) in Acts 16:16-40!), but God fights for us. Also, when we spread the Gospel, the [Parable of the Sower](#) (Matthew 13:1-9 & 18-23) and [The Banquet](#) (Luke 14:15-24) tell us people will have different responses to the Gospel. Nevertheless, we want the children to learn and remember that their job is to share the Gospel, God's job is to save the people. We all do our part, whether we plant or water, we look to God to give the increase (1 Corinthians 3:6-8). This will help the children remember that they should not be ashamed if someone doesn't receive the Gospel, or be too proud if someone does - they should always be thankful that God allows them to share in sharing Him.

Dates	Themes	Objectives	Suggested Activities	Scriptures	Spiritual Discipline
-------	--------	------------	----------------------	------------	----------------------


<p>Week 1</p>	<p>The Parable of the Sower</p>	<p>Teach the children that if someone rejects the Gospel when they share it, the person has rejected Jesus, not them.</p> <p>Explain key elements: Sower = Jesus/God Seeds = God's Word Bird = Evil one Soils = hearts (hard, rocky, thorny, good)</p> <p>Recognize the parable's central message about receiving and responding to God's Word.</p> <p>Teach the children important</p>	<p>Have the children watch a story depicting the parable of the sower. To make it more fun aunties/uncles can dress up as farmers and act the story for children by using straw hats etc. Video: https://www.youtube.com/watch?v=Y01N77fQrTU</p> <p>Create a sensory art station with the different soils. Prepare four containers or bags labelled:</p> <ul style="list-style-type: none"> - Hard Soil - Rocky Soil - Thorny Soil - Good Soil <p>Fill each with corresponding materials (e.g., rocks, sand, clay). Have kids sort seeds or small objects into each soil type. Plant some seeds in a small cup with soil and encourage the children to take them home and watch them grow. Cress seeds work really well on cotton wool for little ones. To make it fun have children decorate cups with markers, stickers or sprinkles.</p> <p>List of items</p> <ol style="list-style-type: none"> 1. Plastic/ Foam cups 2. Soil 3. Peas/sun flowers/seeds <p>Colouring page Ages (3-6): https://www.pinterest.com/pin/454019206170861529/</p> <p>Game : Place four cups on the ground labelled hard, rocky, thorny and good soil. Have the kids take turns to throw seeds into the cup with good soil. The child with the most seeds in the cup wins. (To make it fun, have the children dress up as farmers).</p> <p>Word match (ages 7-12) https://sermons4kids.com/activities/the-parable-of-the-sower-2 B-I-B-L-E Song : https://www.youtube.com/watch?v=ahHWtvOmt2E</p>	<p>Matthew 13:18-23</p> <p>James 1:22</p> <p>1 Corinthians 3:6-8</p>	<p>Evangelism: The act of sharing the Gospel and proclaiming the good news of Jesus Christ to others. Ask children to share the goodness of Jesus with those around them. Children can Invite friends to church or Sunday school. Share personal testimonies of God's work in their lives. Write letters or make cards for others. Show love by sharing, helping their younger siblings with homework, forgiving others and giving to the needy.</p>
----------------------	----------------------------------------	-------------------------------------------------------------------------------------------------------------------------------------------------------------------------------------------------------------------------------------------------------------------------------------------------------------------------------------------------------------------------------------------------------------	-----------------------------------------------------------------------------------------------------------------------------------------------------------------------------------------------------------------------------------------------------------------------------------------------------------------------------------------------------------------------------------------------------------------------------------------------------------------------------------------------------------------------------------------------------------------------------------------------------------------------------------------------------------------------------------------------------------------------------------------------------------------------------------------------------------------------------------------------------------------------------------------------------------------------------------------------------------------------------------------------------------------------------------------------------------------------------------------------------------------------------------------------------------------------------------------------------------------------------------------------------------------------------------------------------------------------------------------------------------------------------------------------------------------------------------------------------------------------------------------------------------------------------------------------------------------------------------------------------------------------------------------------------------------------------------------------------------------------------------------------------------------------------------------------------------------------------------------------------------	----------------------------------------------------------------------	-------------------------------------------------------------------------------------------------------------------------------------------------------------------------------------------------------------------------------------------------------------------------------------------------------------------------------------------------------------------------------------------------------------------------------------------------------------


		<p>strategies to nurture their spiritual growth such as reading and praying.</p> <p>Teach the children the importance of being doers of the word and not just hearers.</p> <p>Explain that hearers of the word can do four things :</p> <ol style="list-style-type: none"> 1. Reject it 2. Fall away under pressure 3. Accept it but choose money riches and pleasures 4. Accept the word, fully obey it and bear good fruits. 			
--	--	--------------------------------------------------------------------------------------------------------------------------------------------------------------------------------------------------------------------------------------------------------------------------------------------------------------------------------------------------------------------------------------------------------------------------------------------------------------------------	-------------------------------------------------------------------------------------	--	--


<p>Week 2</p>	<p>The Parable of the Banquet</p>	<p>Teach children we are clothed in Christ, washed in His blood and welcomed to God's Heavenly "party"! We can rejoice in that celebration, and also spread the word to "invite" others to join His loving family, as well.</p> <p>Explain to children that we must always put God first . Everything else is secondary .</p> <p>Remind children that their relationship with God is more important</p>	<p>When the children come into the room, have it decorated for a party: balloons,cupcakes, flowers, fresh fruit to eat.You will compare this feast to a feast in heaven.</p> <p>Role play the parable using various items such as tables , balloons, ball gowns , food etc</p> <p>Excuse, Excuse, Yes Game.Ahead of time prepare some cards or pieces of paper with "yes" or an excuse written on them e.g. I have chores , I have homework etc. Form a circle with children. Choose one child to be "it" (the host). "It" spins around, points to a child, and says, "Will you come to my picnic?" Pointed child reads their card: - Excuse: reads excuse, sits down/leaves circle. "Yes": moves to designated "yes" spot.Repeat until all children have been invited.</p> <p>Choose one or two pieces of construction paper, and attach together with staples or glue. If desired, cut shapes out of the top sheet for added decoration. Decorate the paper like a party invitation. Add stickers, pictures, balloons, ribbons, and more. Add captions and verses. https://kids-bible-lessons.org/activities/crafts/bible-craft-the-parable-of-the-wedding-feast/#gsc.tab=0</p> <p>Colouring pages: https://truewaykids.com/great-feast/ https://cbcjamaica.wordpress.com/author/cbcjamaica/page/40/ https://sundayschool.works/lessons/parable-of-the-wedding-banquet-sunday-school-lessons/#gsc.tab=0</p>	<p>Luke 14:15-24</p> <p>John 3:16</p> <p>Galatians 3:28</p>	<p>Salvation :God welcomes all people into His family, if only we are willing to believe and accept the free gift of salvation. Take children on an evangelism excersion in the community or children's homes. Children can make cards as tracts to hand out. Have them take items such as food and clothing . Allow children to share in their way " THE GOOD NEWS"</p> <p>Fellowship: building on the essentials of faith without being distracted by worldly things. Have children create a timetable with daily devotion to ensure they are spending quality</p>
----------------------	------------------------------------------	---------------------------------------------------------------------------------------------------------------------------------------------------------------------------------------------------------------------------------------------------------------------------------------------------------------------------------------------------------------------------------------------------------	--------------------------------------------------------------------------------------------------------------------------------------------------------------------------------------------------------------------------------------------------------------------------------------------------------------------------------------------------------------------------------------------------------------------------------------------------------------------------------------------------------------------------------------------------------------------------------------------------------------------------------------------------------------------------------------------------------------------------------------------------------------------------------------------------------------------------------------------------------------------------------------------------------------------------------------------------------------------------------------------------------------------------------------------------------------------------------------------------------------------------------------------------------------------------------------------------------------------------------------------------------------------------------------------------------------------------------------------------------------------------------------------------------------------------------------------------------------------------------------------------------------------------------------------------------------------------------------------------------------------------------------------------------------------------------------------------------------------------------------------------------------------------------------------------------	-------------------------------------------------------------	------------------------------------------------------------------------------------------------------------------------------------------------------------------------------------------------------------------------------------------------------------------------------------------------------------------------------------------------------------------------------------------------------------------------------------------------------------------------------------------------------------------------------------------------------------------------------------

		<p>than anything else in this world.</p> <p>Teach children to be grateful that they have the opportunity to be a part of God's big family.</p> <p>Assist children to understand that everyone should be treated with kindness , respect and not overlooked.</p> <p>Teach children to be obedient as the servant was to the master's instructions . We should always follow God's commands.</p> <p>Allow children</p>			<p>time with God .</p>
--	--	----------------------------------------------------------------------------------------------------------------------------------------------------------------------------------------------------------------------------------------------------------------------------------------------------------------------------------------------------------------------------------------------------------------------	-------------------------------------------------------------------------------------	--	------------------------


		to express their response to God's invitation.			
Week 3	Paul & Silas	<p>Help the children to see the strength that comes from doing Evangelism in the fellowship of other believers (just like Paul, Silas and Timothy worked together).</p> <p>Remind and encourage the children that when they face opposition from the devil, it is a sign of God being with them.</p> <p>Teach the</p>	<p>Have the children act out the story of Paul and Silas by taking the positions of the characters. Doing a Jamaican version of the story can be very fun and interesting.</p> <p>Help the children to learn 1 John 4:4 by creating a dub poem, song or jingle that they can learn.</p> <p>Talk about the recent earthquakes we have been experiencing in Jamaica - and discuss how much power God has that caused that earthquake to free Paul and Silas.</p> <p><u>All Fall Down</u> Game on Page 4 of the following document: https://www.firstmedina.org/wp-content/uploads/2020/05/Paul-Silas-Big-Quake-Lesson.pdf</p> <p>Crossword Puzzle (ages 10-12) https://wscoc.weebly.com/uploads/3/0/4/7/3047192/04_paul_and_silas_cross_word.pdf</p> <p>Word Search Puzzle (ages 9-12) https://wordmint.com/public_puzzles/407421</p> <p>Colouring Pages https://clipart-library.com/paul-and-silas-in-jail-free-coloring-page.html</p>	<p>Acts 16:16-40</p> <p>Ephesians 6:12</p> <p>1 John 4:4</p> <p>Service Scriptures:</p> <p>1 Peter 4:10</p> <p>Mark 10:45</p>	<p>Focus on acts of service by asking the children to do at least one thing a day for someone else BEFORE they ask them to. This can be as simple as ensuring they spread their bed, clean their school shoes or wash the dishes before someone has to give them the instruction.</p> <p>Have the children serve one another by offering help to each other throughout the week. This can be as simple as holding</p>

		<p>children that God's power is always greater than the power of evil/the devil/demons.</p> <p>Encourage the children to preach Christ wherever they find someone willing to listen - just as Paul and Silas did while in jail for preaching the Gospel.</p> <p>From previous lessons, <u>re-emphasise aspects of Service</u> that have to do with hospitality that we can see the Philippian jailer offering to Paul and Silas after his salvation.</p>	<p>Craft Ideas https://ministry-to-children.com/paul-and-silas-crafts-acts-1616-34-sunday-school-crafts/</p> <p>Review with the following song video: https://www.youtube.com/watch?v=kFblha_XVPA</p> <p>Video: https://www.youtube.com/watch?v=jtV2PV9n3cY https://www.youtube.com/watch?v=Y24Ak7DJZFg</p> 		<p>the door open for someone else, offering a friend some of their snacks or helping a younger child with an activity which they see them struggling with.</p> <p>Encourage children who are not a part of their Church's choir, dance team or other service areas to ask about, and find a way to serve in their Church.</p>
--	--	-----------------------------------------------------------------------------------------------------------------------------------------------------------------------------------------------------------------------------------------------------------------------------------------------------------------------------------------------------------------------------------------------------------------------------------------------------------------	------------------------------------------------------------------------------------------------------------------------------------------------------------------------------------------------------------------------------------------------------------------------------------------------------------------------------------------------------------------------------------------------------------------------------------------------------------------------------------------------------------------------------------------------------------------------------------------------------------------------------------------------------------------------------------------------------	--	-------------------------------------------------------------------------------------------------------------------------------------------------------------------------------------------------------------------------------------------------------------------------------------------------------------------------------

<p>Week 4</p>	<p>Reunified Israel - Peacemakers in the Earth</p>	<p>Illustrate to the children how many wars start because people are selfish or turn away from God, just how Rehoboam (Solomon's son) caused a unified Kingdom to split because he was harsh and disobedient.</p> <p>Teach the children of David's obedience to God, and how it settled the war in Israel.</p> <p>Emphasise that when people are unkind or harsh with others, it is hard to share</p>	<p><u>THIS LESSON REQUIRES BACKGROUND UNDERSTANDING.</u></p> <p>Leaders should watch The Kingdom of Israel Divides for background before doing this lesson.</p> <p>Video: https://www.youtube.com/watch?v=jo0KDS0Xe6E - Why did the Kingdom of Israel Split?</p> <p>Dramatise: Have the children act out Solomon's instance of taking bad advice, and the symbol of how God gave half the Kingdom to Jeroboam through the Prophet Ahijah.</p> <p>Video: https://www.youtube.com/watch?v=pSJmjKVR404 - Abigail makes peace</p> <p>Have 20 children organise themselves into 2 groups of 10.</p> <p>Using their entire bodies, try to have them spell out "PEACE".</p> <p>An example is below:  Credit: danielsplace.com</p> <p>Sing: Peace Like A River by Listener Kids</p> <p>Jesus in You and Me by Junior Tucker</p> <p>Sing & Dance:</p>	<p>1 Kings 12 - Israel Splits</p> <p>Matthew 5:9 - Beatitude</p> <p>2 Samuel 5:1-10 - David Reigns over Israel</p> <p>1 Kings 10:1-9</p> <p>1 Samuel 25:2-35 - Story of Abigail</p> <p>Revelations 21:1-8</p> <p>Evangelism Scriptures: Romans 10:14</p> <p>Matthew 28:19</p>	<p>Encourage the children to live a life that shows Jesus AND talk to others in their classes and communities about Jesus.</p> <p>NOTE to share: We often hear about how living differently can evangelise others, but in Scripture, we know we must also preach the Gospel with our lips AND our lives (Romans 10:14). Neither one ALONE is enough to preach the Gospel. We do best when we do both together.</p> <p>A detailed presentation done by the children's ministry on teaching evangelism to Children is linked</p>
----------------------	-----------------------------------------------------------	-------------------------------------------------------------------------------------------------------------------------------------------------------------------------------------------------------------------------------------------------------------------------------------------------------------------------------------------------------------------------------------------------------	------------------------------------------------------------------------------------------------------------------------------------------------------------------------------------------------------------------------------------------------------------------------------------------------------------------------------------------------------------------------------------------------------------------------------------------------------------------------------------------------------------------------------------------------------------------------------------------------------------------------------------------------------------------------------------------------------------------------------------------------------------------------------------------------------------------------------------------------------------------------------------------------------------------------------------------------------------------------------------------------------------------------------------------------------------------------------------------------------------------------------------	------------------------------------------------------------------------------------------------------------------------------------------------------------------------------------------------------------------------------------------------------------------------------------------	----------------------------------------------------------------------------------------------------------------------------------------------------------------------------------------------------------------------------------------------------------------------------------------------------------------------------------------------------------------------------------------------------------------------------------------------------------------------------------------------------------------------------------------------

		<p>the Gospel. When we call ourselves Christians, we are saying we are like Christ - which means we are ambassadors or representatives of Jesus on the Earth.</p> <p>Teach children that it is important for them to be peacemakers in their community, church and at school.</p> <p>Emphasise that Solomon eventually repented, just like his father David before him and that helped him to write books like</p>	<p>Jesus Is Peace by Orange Kids</p> 		<p>below for your use:</p> <p>Children's Ministry Evangelism Presentation - for children and adults</p> <p>Have the children report in how many people they shared the Good News of Jesus with in the past week.</p> <p>Run an "Invite-A-Friend" campaign where your children intentionally invite children they know who do not have a Church to their Church for a month.</p>
--	--	--------------------------------------------------------------------------------------------------------------------------------------------------------------------------------------------------------------------------------------------------------------------------------------------------------------------------------------------------------------------------------------------------------------------	------------------------------------------------------------------------------------------------------------------------------------------	--	-------------------------------------------------------------------------------------------------------------------------------------------------------------------------------------------------------------------------------------------------------------------------------------------------------------------------------------------------------------------------------------------------

		<p>Proverbs filled with Godly wisdom.</p> <p>To teach the children that one day, Jesus will reign over the earth and bring complete peace to everyone and defeat all evil - this is a part of the Good News (Gospel) message!</p>			
Week 5	The Body of Christ	<p>Emphasise the importance of attending Church and sharing our gifts with others in the Church.</p> <p>Teach the children that being a part of a Church is an important part</p>	<p>Video: The Church: One Body</p> <p>To emphasise the importance of fellowship, play this game:</p> <ol style="list-style-type: none"> 1. Create as many groups of 6 as you can from your group. If you have extra children, that is fine, it will help you to demonstrate how a body cannot be complete without all the members. 2. Each person will then pick from a bag the name of a body part (the paper should have both the name of the body part, and a picture for children who cannot yet read. This document provides you with a printable version: Body of Christ - Activity Print Out.docx) 3. The children must now work together to find all their teammates and link arms. Each group MUST have: a pair of hands (1 child), feet (1 	<p>1 Corinthians 12:12-27</p> <p>Galatians 6:10</p> <p>Hebrews 10:25</p>	<p>Encourage the children to stay back after Children's Church and spend some time greeting and getting to know others in their group.</p> <p>For aunties and</p>

		<p>of sharing our gifts with each other and is the primary place for fellowship.</p> <p>Introduce the discipline of Fellowship: Sharing in spiritual community and connection with others, particularly within the body of Christ.</p>	<p>child), eyes (1 child), ears (1 child), one nose (1 child) and a head (1 child).</p> <ol style="list-style-type: none"> Once a team is complete, the team must shout out "ONE BODY!" Extra: If you'd like, you can make this a timed activity to see who can do it the quickest. <p>Colour: Galatians 6:10 Colouring Page for All Ages</p> <p>Body of Christ</p> <p>Crafts: Crafts: Church Body of Christ</p> <p>Includes: </p> <p>Sing together: I Need You to Survive by Hezekiah Walker</p> <p>Lean on Me by Kirk Franklin</p>		<p>uncles, this is a good opportunity to spend time getting to know your children, just chatting and vibing together in their age groups. This is also fellowship.</p>
--	--	-----------------------------------------------------------------------------------------------------------------------------------------------------------------------------------------------------------------------------------------------	-----------------------------------------------------------------------------------------------------------------------------------------------------------------------------------------------------------------------------------------------------------------------------------------------------------------------------------------------------------------------------------------------------------------------------------------------------------------------------------------------------------------------------------------------------------------------------------------------------------------------------------------------------------------------------------------------------------------------------------------------------	--	------------------------------------------------------------------------------------------------------------------------------------------------------------------------